

**First Baptist Church of  
Granbury Preschool**

1851 Weatherford Highway  
P.O. Box 1676  
Granbury, Texas 76048  
Amy Smith, Director  
Phone: 817-573-1586  
Fax: 817-573-3646  
E-mail: [asmith@fbcgranbury.org](mailto:asmith@fbcgranbury.org)



The First Baptist Church Preschool is licensed and operates in compliance with the laws of the State of Texas and the Texas Department of Human Services. It is administered by a qualified staff who participate in continuing education in the field of early childhood development. The governing board, The WEE Committee, is composed of members of First Baptist Church.

First Baptist Church Preschool welcomes families of all faiths, creeds and ethnic origins to its' program. The program of the preschool arises from a desire to provide quality Christian care for the children of our community, as well as meeting the needs of these families.

## Getting to Know Our Staff

Music/Resource:

Jessica Ellis

Director:

**Amy Smith**

Toddlers:

Laci Ramos AM and Courtney Kennedy PM

Infant 1:

Lindsey Schuler AM and  
Meagan Ordaz PM

Twos:

Nikki Reagan AM and Stony Liles AM/PM  
Katy Brannon PM

Infant 2:

Allison Hudgeons AM and Kayla Hankins PM

Threes:

Elizabeth Siddiq AM, and Shanna Skipper PM  
Brittany Vaughn PM

Infant 3:

Christian Salch

PreK 1:


Joann Jacobs AM and Christian Salch PM  
Christy Fasci PM

Our "Iron Chef":

Cindy Winters

PreK 2:

Heidi Moore




# Big News From Little People

## June at FBCP Brought Second Splash Day and Lots Smiles!!

Our second splash day proved to be an overwhelming success! Students had fun playing in the water while splashing in play pools and sliding down inflatable slides. After water activities, older classes (twos and up) enjoyed popsicles at picnic tables while they dried off.



Friends in our 3s Class taking turns on the water slide.



Students from Inf 3 loved splashing around in the water!!



Teacher Allison Hudgeons (above) with her Inf 2 class enjoying the beautiful weather and fun water play.



One of our students from our 3s class, taking a break from the water slide, strikes a pose for 'America's Next Top Preschool Model'.



Volume 10, Issue 1

July 2011



**Inside this issue:**

Director's Point of View	2
Teacher Spotlight	2
Everyday Ways	3
July Calendar	3
Teachers 2010-2011	4

## Seeking Sounds From Sea Shells



Students in Ms. Nikki's Younger 2s class have been learning about water and the ocean. One day in late June, they read the book Over In The Ocean: In A Coral Reef and discussed sea life. The group discussion sparked a conversation from one child who recently went on vacation to the beach. He talked about the shells he found and listening to the ocean sound inside the shell. Classmates were intrigued and wanted to give it a try!

# Director's Point of View by Amy Smith



Oh, how I LOVE summer!!!

The weather, hanging out on the boat on Lake Granbury, swimming with my gifted and talented nieces (I am a tad biased) and cookouts with my family and friends are just a few of the activities that I look forward to every year!

Our summer at FBCP has consisted of two Splash Days so far, Vacation

Bible School and lots of creative lesson plans that have incorporated Father's Day and the upcoming Fourth of July Holiday.

Of course, many more fun things await before our 'Summer of Fun' is officially over!

Have a blessed month,

"Let the little children come to me, and do not hinder them, for the kingdom of heaven belongs to such as these." Matthew 19:14




Grilling out is one of my favorite things to do with my family and friends. I call the above picture "The Dawning of the Age of Asparagus"

July 2011

Sun	Mon	Tue	Wed	Thu	Fri	Sat
Summer					1 Happy Bday, Alexis S!	2
Summer	4 FBCP CLOSED	5 Happy Bday, Caroline!	6	7	8	9
Summer	11	12	13 Happy Bday, Viola!	14	15 FBCP CLOSED	16
Summer	18 Happy Bday, Annalisa!	19	20	21	22 Happy Bday, Shanna!!	23 Happy Bday, Laci!
Summer	25	26	27 Happy Bday, Kayla!	28 Happy Bday, Nikki and Kallie W!	29 Happy Bday, Clayton!!	30

## Check What Is Going On In Our Infant Classrooms!!



## Teacher Spotlight — Meagan Ordaz

This month's teacher spotlight shines on Meagan Ordaz, who teaches in our Inf 1 class. Meagan has been at FBCP off and on since the 2009-2010 school year and we could not be happier with her nurturing manner and positive attitude! Inf 1 students learn by exploratory play and lots of music.

Before coming to FBCP, Meagan waited tables at 'Let's Eat' in Bluff Dale and the Country Club at Pecan Plantation.

When not at FBCP, Meagan enjoys hanging out with friends, babysitting, swimming, visiting her mom in San Antonio and playing with her puppy, Moose.

### Meagan Fun Facts ~

- Favorite TV Show — Secret Life of an American Teenager, Criminal Minds
- Music — Rap (she gets jiggy with it) and Country
- Favorite Food — Italian
- Magazines— Cosmo
- Favorite Scripture — Meagan enjoys the entire chapter of Revelation 4.



## Everyday Ways...

Every month you will find in this section a variety of activities to contribute to your child blossoming in their early childhood years. This month I am sharing ways to help your baby develop speech and language skills...

Language development begins in the womb. Infants less than an hour old can tell the difference between the language of their parents and a foreign language. The first year of life is critically important for language development, even though many babies do not say any words during this period. Language development begins in the womb. Infants less than an hour old can tell the difference between the language of their parents and a foreign language. Children are born wanting to talk and communicate with the adults in their lives—that's you! So, here are so *Everyday Ways* to help your baby develop these critical skills:

- Teach your baby to imitate your actions, including clapping you hands, throwing kisses, and playing finger games such as pat-a-cake, peek-a-boo, and the itsy-bitsy-spider.
- Identify colors.
- Count items.
- Use gestures such as waving goodbye to help convey meaning.
- Introduce animal sounds to associate a sound with a specific meaning: "The doggie says woof-woof."
- Acknowledge the attempt to communicate.
- Expand on single words your baby uses: "Here is Mama. Mama loves you. Where is baby? Here is baby."

**Read** to your child. Sometimes "reading" is simply describing the pictures in a book without following the written words. Choose books that are sturdy and have large colorful pictures that are not too detailed. Ask your child, "What's this?" and encourage naming and pointing to familiar objects in the book. Reading to your child will help a child to develop a life-long love of reading, as well.

