






































Ohio Boating Regulations Checklist

The Ohio DNR and Watercraft division is often found on the water and at launches checking boats for the proper type and quantity of safety equipment. Below is a list of what is required, and on the second page some notes from Walleye 101 to help you pass the test should you be stopped. We try to schedule boat inspection at our Ohio Walleye Education Weekends, so please check your trips itinerary for times and locations for the inspection.

Required Equipment: Powerboats (including electric motors)		16' but less than 26' in length (Class 1)	26' feet but less than 40' in length (Class 2)
TITLE (does NOT have to be carried onboard the boat; should be kept in a safe place with other important papers.) (ORC 1548.03)			
REGISTRATION & NUMBERS (ORC 1547.53)		 See Note 1	
PERSONAL FLOTATION DEVICES (ORC 1547.25)	One type I, II, III or V wearable device for each person on board.		
	One Type IV throwable device as an extra.		
FIRE EXTINGUISHER(S) (ORC 1547.27)	One type B-1		
	Two type B-1 or one B-2		
	Three type B-1 or one B-2 plus one B-1.		
VISUAL DISTRESS SIGNALS (ORC 1547.251)	On Lake Erie a USCG approved signal for both day and night use.		
	On Lake Erie (sunset to sunrise) a USCG approved signal for night use.		
	On waters other than Lake Erie a distress flag or USCG approved signal for day use.		
SOUND SIGNALING DEVICES (OAC 1501:47-2-33)	On *federal waters and inland waters a power whistle or horn and a bell.		 4
	On *federal waters a whistle, horn or other device.		 5
	On inland waters a whistle, horn or other device.		
ANCHOR AND LINE (ORC 1547.26 & OAC 1501:47-1-11)		 See Note 5	
LIGHTS (OAC 1501:47-2)	Running lights as prescribed by federal and state law.		
	Running lights or electric torch or lighted lantern.		
	Anchor light		
VENTILATION--Engine and fuel tank compartments. (ORC 1547.29)			
BACKFIRE FLAME ARRESTOR--Inboard engines (ORC 1547.28)			
MUFFLING DEVICE or underwater exhaust (ORC 1547.31)			
ENGINE CUTOFF SWITCH LANYARD (ORC 1547.41)			
INLAND NAVIGATION RULES (OAC 1501:47-4-03)			
GARBAGE PLACARD (OAC 1501:47-4-04)			
OIL POLLUTION PLACARD (OAC 1501:47-4-02)			

Note	<u>Lance's Comments (Listed in RED)</u>
1	<p>This is the item that is not passed by most boaters. Please know the law!!</p> <p><u>According to the Ohio Law-The number shall:</u></p> <ul style="list-style-type: none"> • be placed on each side of the forward half of the watercraft; • read from left to right; (<i>important! Remember the registration tag needs to go at the END of the numbers so the registration tag will be toward the bow on the starboard side of the boat and toward the stern on the port side of the boat</i>) • be in block characters of good proportion; (<i>If you have "fancy" lettering from a sign company or dealer it may not pass. The key word is BLOCK</i>) • be a minimum of three inches in height; (<i>Again check closely. Most dealer letter kits are only 2.5" high</i>) • contrast with the background or boat color; (<i>Be careful here also. Black letters on a red boat will NOT pass!</i>) • be separated by a hyphen or equivalent space between the prefix and suffix; (<i>Same as the Michigan Law!! Do not put the letters and numbers on the boat without the proper spacing.</i>) • be maintained to be clearly visible and legible • Good Examples: MC 1234 AB (tag) or MC-1234-AB (tag)
2	<p>Each PFD shall be:</p> <ul style="list-style-type: none"> • U.S. Coast Guard approved; • in good and serviceable condition; • an appropriate size for the wearer; • readily accessible to each person aboard the watercraft at all times (<i>If you get stopped on the water and PFDs have to be removed from a compartment to be shown to officer, you WILL get a ticket. Have them out and accessible at all times-only smart!!</i>) <p>Child PFD Requirements</p> <p>No person shall operate or permit to be operated any vessel under 18 feet long with <i>a child less than 10 years of age</i> on board unless the child is wearing a PFD. (<i>Any child 10 of under must ALWAYS have a PFD on when in the boat!</i>)</p>
3	<p>Distress Signals (ORC 1547.251)</p> <p>When operating on federally controlled waters (Lake Erie or the immediately connecting bays, harbors, and anchorage areas):no person shall operate or permit operation of a vessel:</p> <ul style="list-style-type: none"> • 16 feet or more in length or any vessel carrying six or fewer passengers for hire without carrying U.S. Coast Guard approved visual distress signals for both day and night use; • any vessel between sunset and sunrise unless carrying U.S. Coast Guard approved visual distress signals for night use. <p>The required distress signals shall be:</p> <ul style="list-style-type: none"> • United States Coast Guard approved; • in good and serviceable condition; (<i>Remember flares have expiration dates!!! Be sure to check them before heading down.</i>) • readily accessible; (<i>Again, don't have to go looking around for safety equipment-you WILL get a ticket on the water</i>) • of the type and quantities required (<i>see following chart</i>).

VISUAL DISTRESS SIGNAL OPTIONS

	DESCRIPTION	QUANTITY	DAY OR NIGHT USE
	Hand Held Orange Smoke	3	Day Only
	Floating Orange Smoke	3	Day Only
	Orange Flag	1	Day Only
	Hand Held Red Flares	3	Day & Night
	Parachute Red Flares	3	Day & Night
	Red Aerial Pyrotechnic Flares	3	Day & Night
	Electric Distress Signal	1	Night Only

Equipment for Sound Signals (OAC 1501:47-2-33)

- 4** A vessel less than 40 feet in length shall not be obliged to carry the sound devices described in the preceding paragraph. However, the vessel must be provided with a means of making an efficient sound signal. *(Be sure to have a whistle, air horn etc.)*

Anchor Requirements (ORC 1547.26 & OAC 1501:47-1-11)

All watercraft shall carry an anchor and line of sufficient weight and length to anchor the watercraft securely. No person shall operate or permit to be operated any watercraft in violation of this section.

- 5** *(A length of chain between the anchor and line is STRONGLY recommended. The officers will work on the "5X rule" that states to anchor safely you will need 5' of line for every 1' of water you are in. There is no set length, but less than 150' might not pass the inspection. Carry 150-200' to be safe!)*